



KRT-WH 004

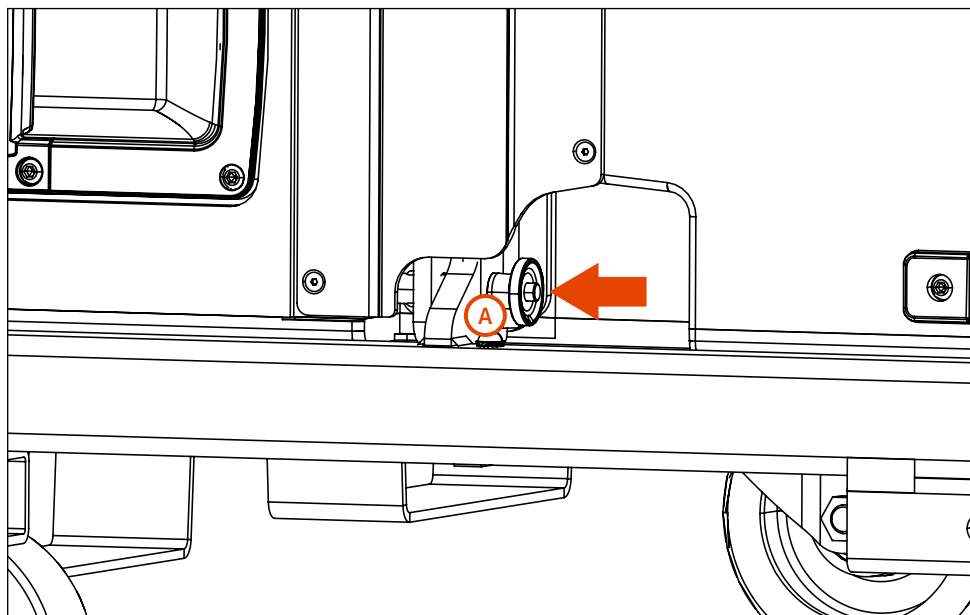
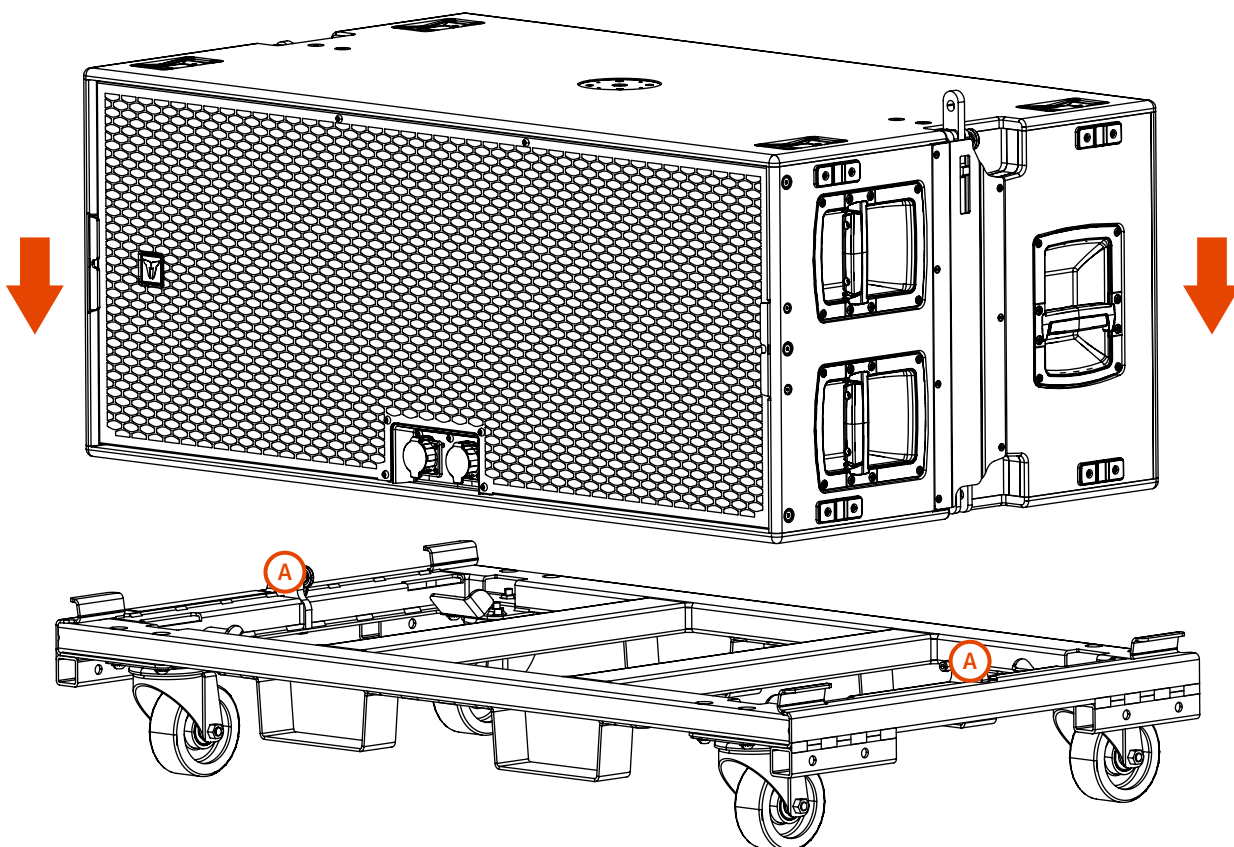
CART WITH WHEELS FOR GTS 29

7. INSTALLATION

CART KRT-WH 004

The cart KRT-WH 004 allows the transportation of a maximum of three subwoofers GTS 29.

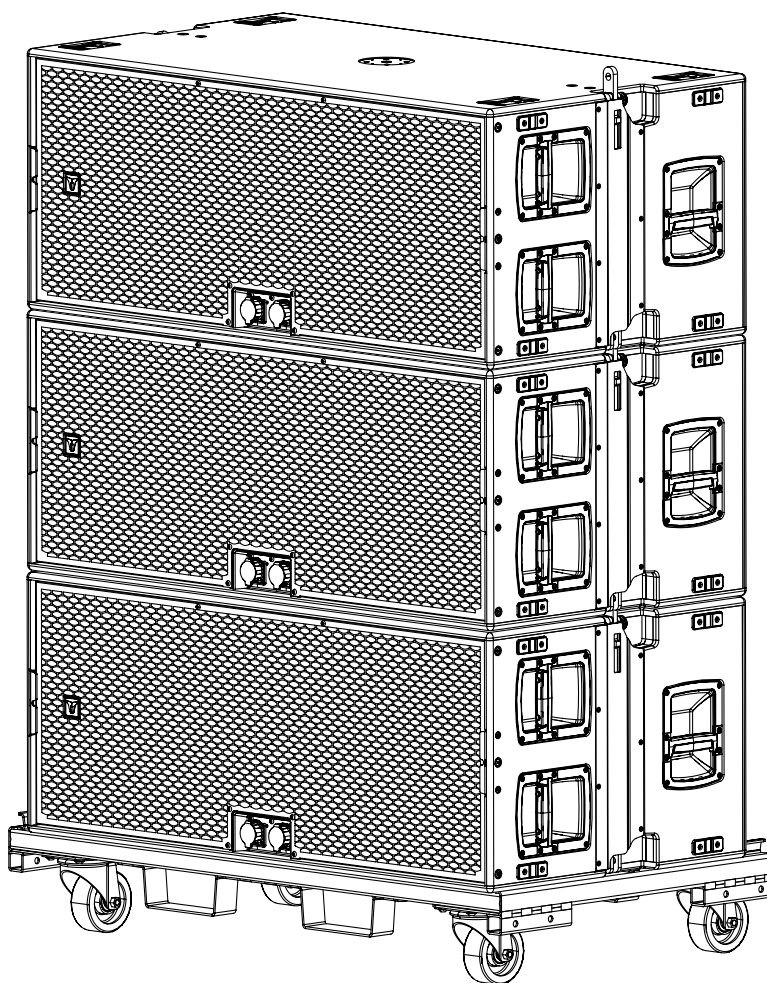
Place the subwoofer on the cart and fix it with two Quick Lock Pins **A** on its lateral brackets.



7. INSTALLATION

EN

Proceed by adding more subwoofers securing them with a Quick Lock Pin on the lateral brackets.




CAUTION! Do not load more than 3 GTS 29 on a KRT-WH 004.

During transportation ensure the rigging components are not stressed or damaged by mechanical forces. Use suitable transport cases. Due to their surface treatment the rigging components are temporarily protected against moisture. However, ensure the components are in a dry state while stored or during transportation and use.


Exercise extreme caution when moving the cabinets on the kart to avoid tipping.
Do not move stacks in the front-to-back direction; always move stacks sideways to avoid tipping.

**ALWAYS PUSH THE
CART LENGTHWISE**

REFER TO MANUAL FOR
FURTHER INSTRUCTIONS



**DO NOT
TILT!**



CAUTION! GTS 29 must be loaded only on KRT-WH 003 or KRT-WH 004. Up to 3 X GTS 29 can be loaded on KRT-WH 004 and only 1 x GTS 29 can be loaded on KRT-WH 003. Use with other equipment or overloading may result in instability causing injury.

