


SAMSON[®]



Go Mic Direct

Introduction

Congratulations on your purchase of the Samson Go Mic Direct portable USB microphone. The Go Mic Direct represents the culmination of Samson's history of building world-class microphones, and is a product of Samson's position on the leading edge of digital microphone technology.

Go Mic Direct offers convenient plug-and-play operation, as it's ultra-compact design plugs directly into your computer's USB port. In addition, Go Mic Direct is compatible with iPads and iPhones (4S and later) using Apple's Lightning USB Camera Adapter or Camera Connection Kit (30-pin), making it a great tool for mobile podcasts, popular speech to text software and field recording.

The Go Mic Direct is the ideal computer-based solution for capturing stunning audio on-the-go. Perfect for podcasting, recording music and sound for YouTube videos, Go Mic Direct's range of functionality also compliments Skype, FaceTime and voice recognition software applications.

Samson's Sound Deck audio software (available as a free download from www.samsontech.com) expands the functionality of the Go Mic Direct by enabling digital noise reduction which eliminates unwanted background noise such as an air conditioner or computer fan buzz. This paves the way for high quality VoIP communication.

Whether you're staying in touch with your family, recording a podcast, or your latest song idea, the Go Mic Direct is the simplest and most comprehensive solution for high-quality recording. Just plug it in and start creating!



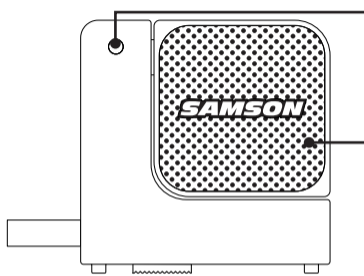
Microphone Call Outs

Status Light

Two-color LED illuminates blue to indicate power and flashes red when the input signal is clipping.

Microphones

Two studio quality microphone capsules, one facing each direction, for 360° audio capture.

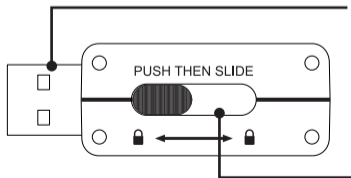


USB Connector

Retractable USB connector for interfacing with your PC or Mac.

Slide and Lock Mechanism

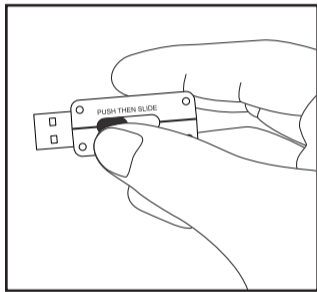
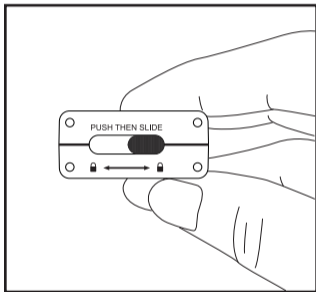
Push then slide to extend or retract the USB connector. The USB connector safely locks away when it's not in use.



Features

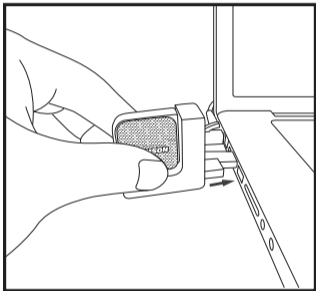
- Ultra-compact design connects directly via USB and won't block surrounding ports
- Dual microphone capsules allow the microphone to pick up sounds plugged into to either side of a computer keyboard
- Compatible with most any Mac and PC based Digital Audio Workstation.
- Unique design with integral USB connector makes the microphone extremely portable and ideal for most recording solutions, especially mobile laptop recording.
- Samson's free Sound Deck noise reduction software enhances the microphones performance for clear audio reproduction making it ideal for voice recordings, conferences, or VoIP.
- Computer controlled Input Gain with Peak LED makes it easy to set the proper level and get a clean signal.
- The on-board, high quality AD converters with 16 Bit, 48K sampling rate provide high quality recording.
- Ideal for Skype, FaceTime, voice recognition software, podcasting, sound for YouTube videos, and recording music
- On the road, in the office or in a fixed installation, the solid construction make the microphone a reliable audio tool, day in and day out
- Carry case included

Quick Start

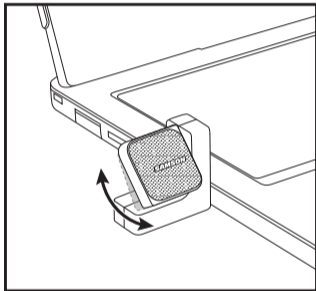


Press and slide the button on the bottom of the Go Mic Direct to extend the USB connector. The USB connector will lock in place when fully extended.

Quick Start



Plug the microphone into an available USB port on your computer. The Go Mic Direct is designed to work with USB ports on the left or right side of the keyboard.



For optimal performance, rotate the microphone so that it faces the sound source.

Samson Sound Deck Software

Samson's Sound Deck computer software expands the operation of the Go Mic Direct by providing proprietary digital noise reduction algorithms. Sound Deck software works with Windows and Mac OSX operating systems and can be downloaded at www.samsontech.com/gomicdirect.

The **Digital Noise Reduction** algorithm enhances speech applications by reducing ambient noise in your environment such as computer fans and air conditioners. Continuous and repetitive noise is effectively removed from the microphone input, providing cleaner audio for speech recognition, videoconferencing, gaming, and voice over internet communication.

Computer Setup

Installing the Go Mic Direct is a simple procedure that takes just a few minutes. Simply connect the included USB cable and begin recording. The following sections of this manual provide detailed instructions on setting up your Go Mic Direct in Windows or MAC OS.

Windows

1. The first time you plug the Go Mic Direct into a USB port, Windows will install the universal USB drivers for that port.
2. To set the Go Mic Direct as your default input/recording device, or to change its settings, open the Control Panel, Hardware & Sound settings, then click SOUND. Under Recording tab, you can select the Samson Go Mic Direct from the list of devices and press the Set Default button to set it as the default audio input device.
3. To set the gain of the microphone, click the Properties button, and then select the Levels tab. Slide the control until the desired level is reached. If you find that the microphone red clip LED is lighting frequently, turn this control down until the LED no longer flashes red.
4. Download and install the Samson Sound Deck software from www.samson-tech.com/gomicdirect


Computer Setup

5. Launch the Sound Deck software (found in the Windows task bar) to turn on the noise reduction filters.



Apple MAC OSX

1. To start using the Samson Go Mic Direct, simply plug it in. The LED will illuminate to indicate it is receiving USB power. The MAC will recognize the USB audio device and automatically install a universal driver.
2. To select the Go Mic Direct as the computer's audio input, open System Preferences from the dock or the main Apple Menu.
3. Next, open the Sound preferences, choose the Input tab and select Go Mic Direct. To set the gain of the microphone, adjust the Input volume slider at the bottom of the Sound dialog box. The Input Level meter will show the recording level.
4. Download and install the Samson Sound Deck software from www.samsontech.com/gomicdirect
5. In the Control Panel, click on the Samson Sound Deck icon to launch the software and turn on the noise reduction filters.



Specifications

Polar Pattern	Omni-directional
Capsule	Two, 10mm condenser capsule
Frequency Response	20Hz - 20kHz
Software Filter Algorithm	Digital Noise Reduction
Sample Rate	44.1/48kHz
Bit Rate	16bit
Power Requirements	5V 50mA
Dimensions	1.7" x 0.74" x 1.7 (42mm x 19mm x 42mm)
Weight.	1.03oz (29.3g)

At Samson, we are continually improving our products, therefore specifications and images are subject to change without notice.



If you want to dispose this product, do not mix it with general household waste. There is a separate collection system for used electronic products in accordance with legislation that requires proper treatment, recovery and recycling.

Private household in the 28 member states of the EU, in Switzerland and Norway may return their used electronic products free of charge to designated collection facilities or to a retailer (if you purchase a similar new one).

For Countries not mentioned above, please contact your local authorities for a correct method of disposal.

By doing so you will ensure that your disposed product undergoes the necessary treatment, recovery and recycling and thus prevent potential negative effects on the environment and human health.

THIS DEVICE COMPLIES WITH PART 15 OF THE FCC RULES CLASS B. OPERATION IS SUBJECT TO THE FOLLOWING TWO CONDITIONS:

- (1) THIS DEVICE MUST NOT CAUSE HARMFUL INTERFERENCE, AND
- (2) THIS DEVICE MUST ACCEPT ANY INTERFERENCE RECEIVED INCLUDING INTERFERENCE THAT MAY CAUSE UNDESIRED OPERATION. SUITABLE FOR HOME OR OFFICE USE.



Samson Technologies Corp.
45 Gilpin Avenue
Hauppauge, New York 11788-8816
Phone: 1-800-3-SAMSON (1-800-372-6766)
Fax: 631-784-2201
samsontech.com